

## AdobeConnect QuickStart Guide: Engineers Foundation 2018 AGM

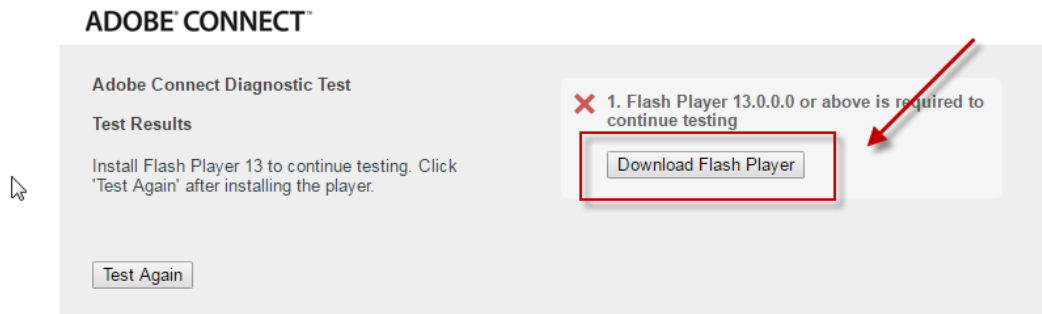
Link: <http://peo.adobeconnect.com/engineersfoundation2018/>

**\*\*\*Please verify your system has all the required components\*\*\***

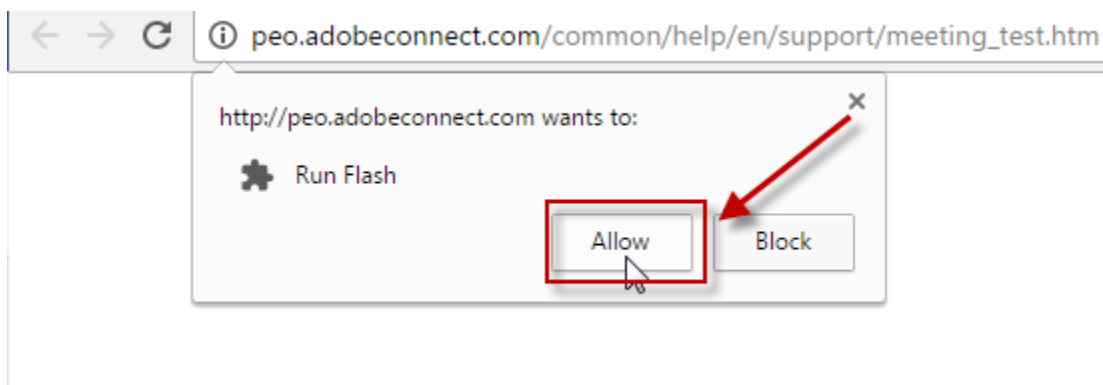
1. Please click the link below to run the Adobeconnect readiness test

[http://peo.adobeconnect.com/common/help/en/support/meeting\\_test.htm](http://peo.adobeconnect.com/common/help/en/support/meeting_test.htm)

2. After clicking the above link, you will be redirected to the test screen and provide you status of each component
3. If any of the components fail, please follow the instructions below
  - a. If “Flash Player Version Test” is failed, please click on “Download Flash Player” to install Flash Player.



- b. Click on “Allow” to install Flash Player



- c. If 'Adobe Connect Add-in Test' is failed, please click on "Install Add-in"

**ADOBE® CONNECT™**

Adobe Connect Diagnostic Test

**Test Results**

We recommend installing the Adobe Connect Add-in for enhanced performance and functionality.  
If you plan to use video, plug in your web camera now.

- ✓ **1. Flash Player version Test**  
Your version of Flash Player is supported.
- ✓ **2. Adobe Connect Connection Test**  
Connected.
- ✓ **3. Connection Speed Test**  
Your connection is LAN speed.
- ⚠ **4. Adobe Connect Add-in Test**  
Add-in Not installed

Click 'Yes'

**ADOBE® CONNECT™**

Adobe Connect Diagnostic Test

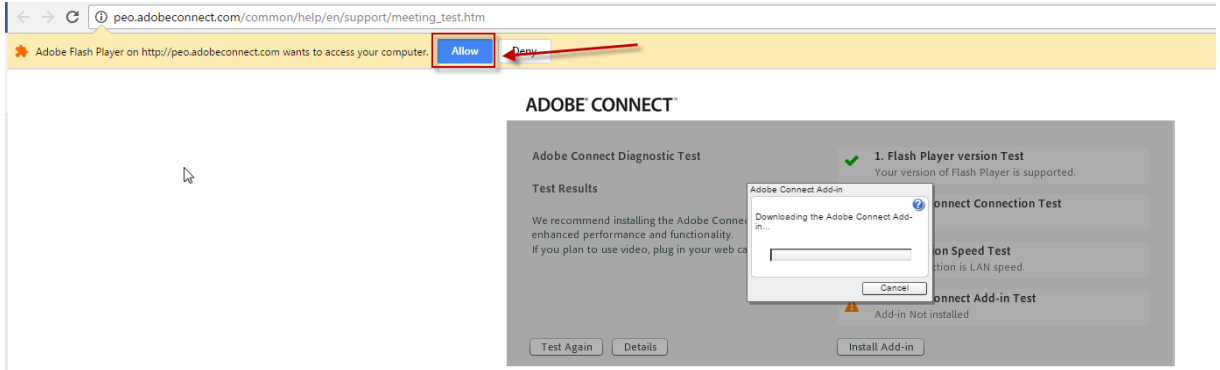
**Test Results**

We recommend installing the Adobe Connect Add-in for enhanced performance and functionality.  
If you plan to use video, plug in your web camera now.

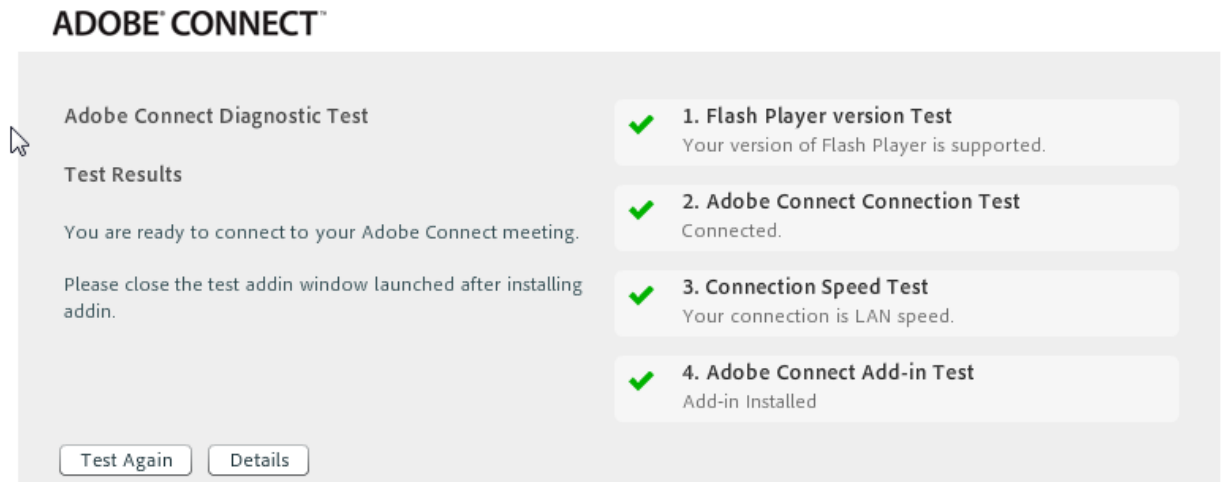
Adobe Connect Add-in

To use this application, you need the Adobe Connect Add-in. Would you like to install it now?

Click 'Allow' if you see this pop up

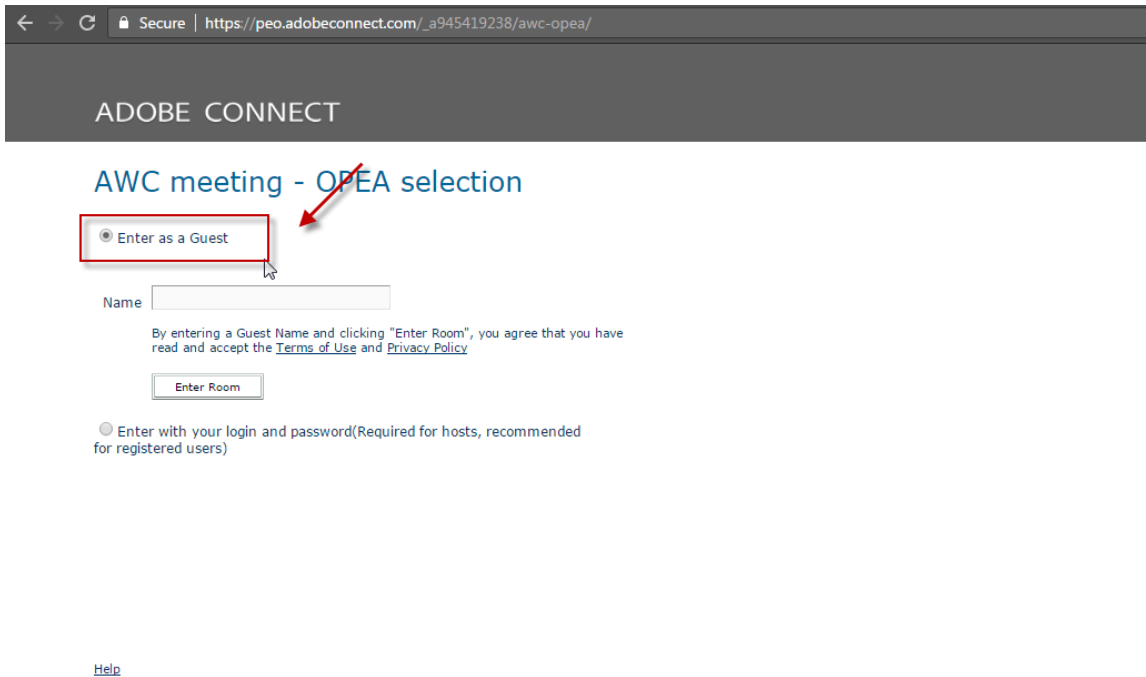


d. Once pass Adobe Connect Diagnostic Test, you may now continue to join the meeting

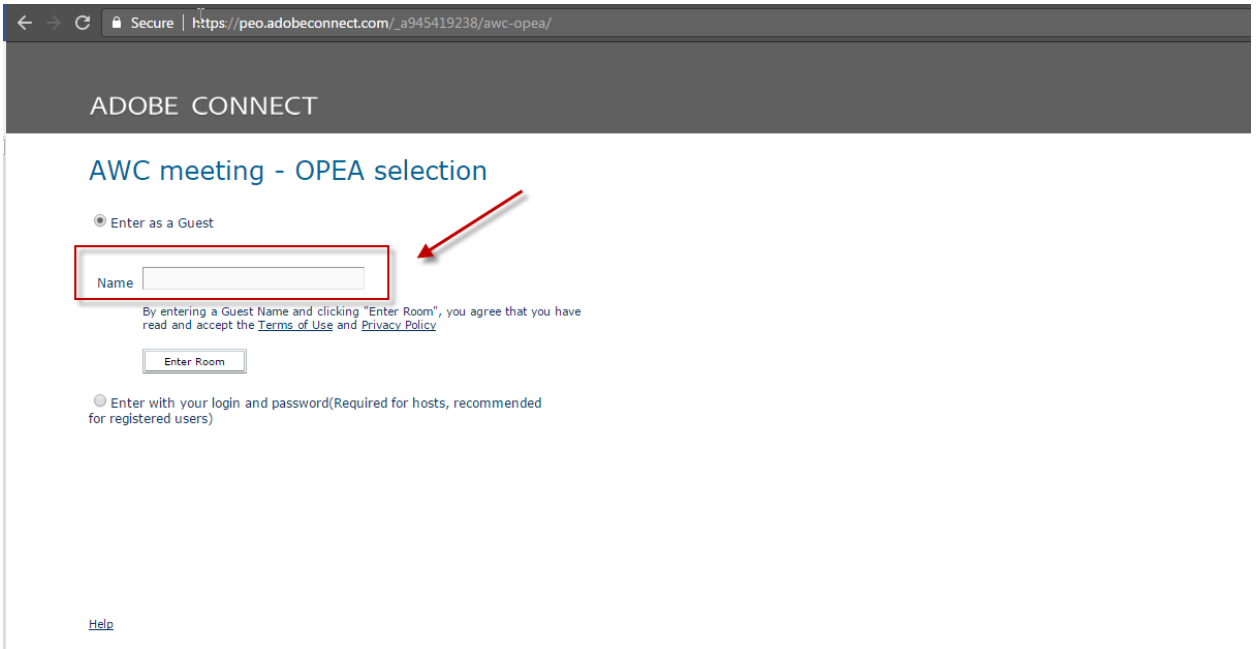


4. Click on the link to Engineers Foundation AGM:  
<http://peo.adobeconnect.com/engineersfoundation2018/>

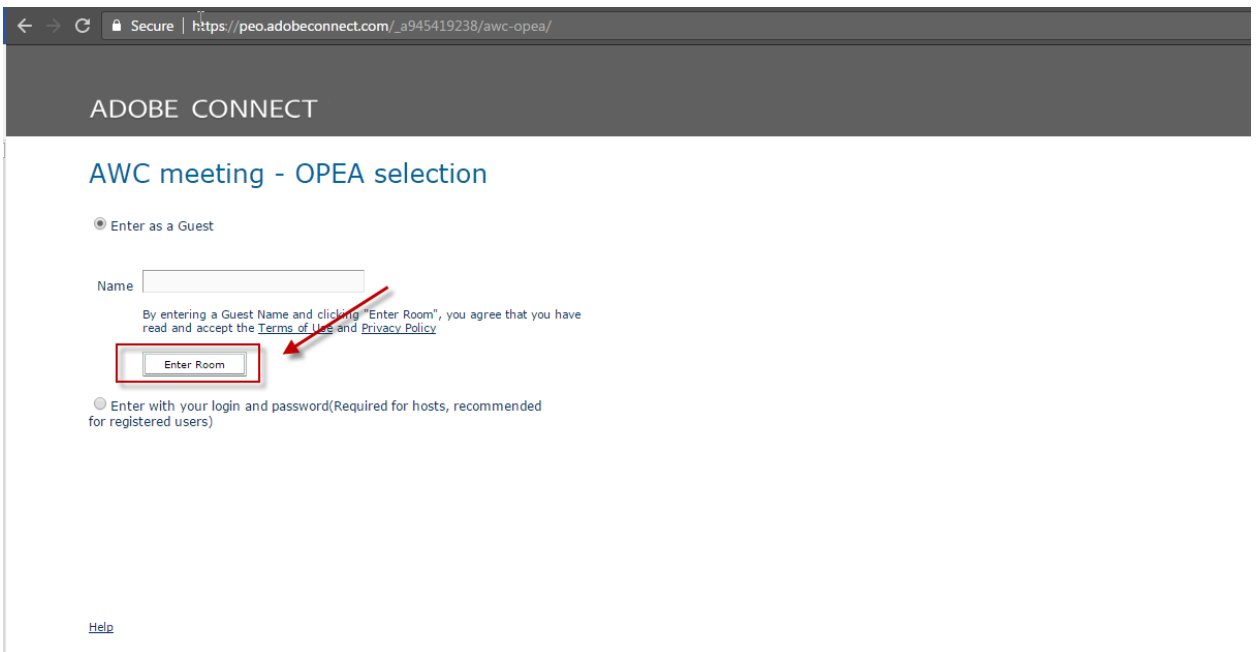
- a. Select 'Enter as a Guest'



- b. Enter 'Name'



c. Click 'Enter Room'



5. If you have technical difficulties before the meeting, please contact us at the info below. For technical issues during the meeting, please send a text to 647-526-7682.